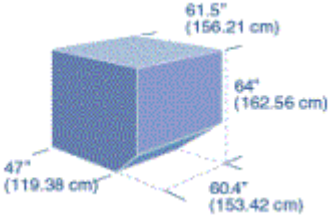
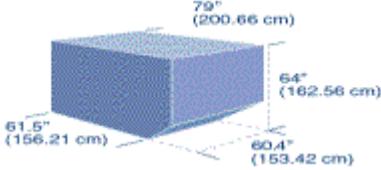

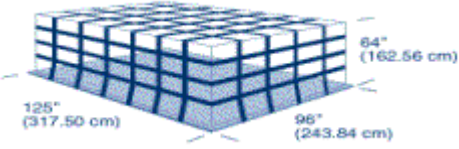
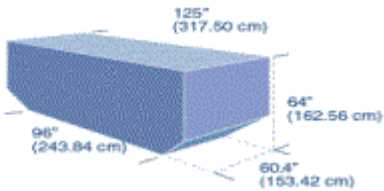

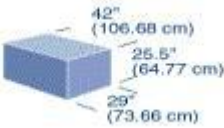
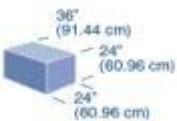


CONTENEDORES, TIPOS Y CARACTERISTICAS

CONTENEDORES MARÍTIMOS									
Tipo de contenedor	Dimensiones	Ancho(m)	Largo(m)	Alto (metros)	Volumen (m3)	Carga (Ton)	Tara (Ton)	Descripción	
STANDARD 20 Pies.	Exterior	2,438	6,060	2,590	33,	28,15	2,33	Transporte de carga seca	
	Interior	2,352	5,900	2,390					
	Puerta	2,340	----	2,283					
STANDARD 40 Pies.	Exterior	2,438	12,192	2,590	67,7	28,70	3,80		
	Interior	2,352	12,030	2,390					
	Puerta	2,340	----	2,275					
CONAIR 40 Pies.	Exterior	2,438	12,192	2,590	60,0	25,94	5,54		Transporte de carga con temperatura controlada, con destino a Europa. Frío aportado por la nave y por unidades de tierra, manteniendo la temperatura incluso al desconectar la unidad refrigerante.
	Interior	2,266	11,992	2,214					
	Puerta	2,256	----	2,197					
REFRIGERATED 20 Pies.	Exterior	2,438	6,060	2,590	28,1	21,80	3,20	Pueden mantener temperaturas interiores constantes en un rango que va desde -20 C° a +20 C°, para la carga refrigerada o congelada.	
	Interior	2,285	5,450	2,260					
	Puerta	2,320	----	2,250					
REFRIGERATED 40 Pies.	Exterior	2,438	12,192	2,590	58,4	26,00	4,48		
	Interior	2,285	11,570	2,250					
	Puerta	2,290	----	2,265					
FLAT RACK 20 Pies.	Exterior	2,438	6,060	2,590	32,0	29,50	3,00		Se adecúan a productos muy pesados o de gran tamaño: abaten sus paredes, frontal y posterior, lo cual facilita su estiba y transporte. Están bien dotados de cáncamos y varios otros elementos para trincar la carga.
	Interior	2,352	5,900	2,310					
	Puerta	----	----	----					
FLAT RACK 40 Pies.	Exterior	2,438	12,192	2,590	56,6	40,05	4,95		
	Interior	2,410	12,020	1,955					
	Puerta	----	----	----					
OPEN TOP 20 Pies.	Exterior	2,428	6,060	2,590	32,6	21,7	2,30	Permite transportar carga de fácil estiba y dimensión, mediante grúa. Luego se cubre la carga con una lona bien estirada. También permite transportar cierto tipo de materiales que requieren ventilación adicional.	
	Interior	2,340	5,890	2,360					
	Puerta	2,320	----	2,250					
OPEN TOP 40 Pies.	Exterior	2,438	12,192	2,590	67,3	26,28	4,20		
	Interior	2,352	12,024	2,380					
	Puerta	2,320	----	2,250					
TANK CONTAINER 20 Pies.	Exterior	2,440	6,060	2,590	24,0	26,67	5,33		
	Interior	----	----	----					
	Puerta	----	----	----					
HIGH CUBE 40 Pies.	Exterior	2,438	12,192	2,896	76,0	26,48	4,00		
	Interior	2,352	12,030	2,695					
	Puerta	2,340	----	2,585					
VENTILATED 20 Pies.	Exterior	2,438	6,060	5,590	32,99	22,05	2,350		
	Interior	2,340	5,900	2,390					
	Puerta	2,340	----	2,270					

CONTENEDORES AÉREOS

	<p>LD-2 IATA Class Rating 8D Carrier owned 120 cubic feet (3.39 cu. meters) 2,400 lbs. maximum net weight (1,088 kg) Carried on B-767 aircraft Door dimensions -- DPA 59 in. h. (149.86 cm) by 41 in. w. or 43 in. w. (109.22 cm) DPN 56 in. h. (142.22 cm) by 43 in. w. (109.22 cm)</p>
	<p>LD-3 IATA Class Rating - 8 Carrier owned 150 cubic feet (4.25 cu. meters) 3,200 lbs. Maximum net weight (1,452 kg) Carried on and MD-11 aircraft Door dimensions -- 59 in. h. (149.86 cm) by 57 in. w. (144.78 cm)</p>
	<p>LD-7/88" PALLET IATA Class Rating - 5 Carrier owned 450 cubic feet (12.74 cu. meters) 9,900 lbs. Maximum net weight (4,490 kg) Carried on B-767-332 ER and MD-11 aircraft normal'></p>
	<p>LD-7/96" PALLET IATA Class Rating - 2BG Carrier owned 450 cubic feet (12.74 cu. meters) 10,900 lbs. Maximum net weight (4,944 kg) Carried on B-767-332 ER and MD-11 aircraft</p>
	<p>LD-8 IATA Class Rating - 6A Carrier owned 240 cubic feet (6.80 cu. meters) 5,100 lbs. Maximum net weight (2,313 kg) Carried on B-767 aircraft Door dimensions -- 59 in. h. (149.86 cm) by 88 in. w. (223.59 cm)</p>
	<p>LD-11 IATA Class Rating - 6 Carrier owned 300 cubic feet (8.50 cu. meters) 6,500 lbs. Maximum net weight (2,948 kg) Carried on MD-11 aircraft Door dimensions -- 59 in. h. (149.86 cm) by 119 in. w. (302.26 cm)</p>
	<p>E Shipper owned 18 cubic feet (.51 cu. meters) 500 lbs. Maximum gross weight (227 kg)</p>
	<p>EH Shipper owned</p>